



rollashade.ca/cableguide.html



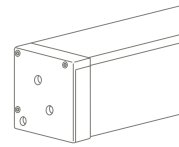
CABLE GUIDE

swtstem
MANUAL & MOTOR
CASSETTE
FASCIA
OPEN ROLL

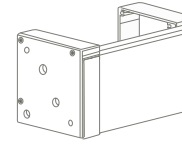


SYSTEM DETAILS

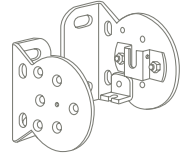
MANUAL & MOTOR



CASSETTE



FASCIA



OPEN ROLL

INCREASE OCCUPANCY

The Cable Guide allows you to seat more occupants in outdoor seating areas, thus increasing revenue.

IMPROVED COMFORT

This heavy-duty system is made to withstand moisture and temperature fluctuation while keeping your customers comfortable.

EASY TO OPERATE

The Cable Guide System can be operated by using a spring-assisted gear or motorization.

AUTOMATION

For full automation, Cable Guide can be controlled with a wind or sun sensor.






GREY



BRONZE



BLACK

THREE OPTIONS

POWDER COATED

Providing a protective layer with polyester or epoxy powder. Get the satisfaction of your system looking new and protected.



colours

FIVE YEAR WARRANTY | *CONTACT A SALES REP FOR DETAILED WARRANTY INFO.



INTERIOR & EXTERIOR

CAPABILITIES

The Cable Guide System is a cost-effective solution to provide comfort on outdoor patios and living spaces. This robust system will block up to 95% of harmful UV rays, reduce heat, and minimize glare. The Cable Guide System is ideal for residential and commercial projects alike. Custom branding is available, and additional advertising can be key to your success. The printed shade allows you to increase brand awareness while keeping your customers comfortable and happy.

FAQ

F R E Q U E N T L Y A S K E D Q U E S T I O N S

I NOTICED THE MANUAL STYLE IS CRANK OPERATED. HOW LONG ARE THE WANDS?

Crank Control Arm 100cm (3.2ft) & Crank Control Arm 200cm (6.5ft).

WITH THE MOTORIZED VERSION, IS THERE A WIND SENSOR TO MAKE SURE THE SHADE IS UP DURING HIGH WINDS?

Yes, please ask our staff about this option.

WHAT IS THE WIND RATING?

It is rated to withstand up to 25 mph but should always be instructed to be put in the up position during inclement weather.

CAN THIS PRODUCT BE USED ON THE INTERIOR?

Yes. It is perfect for very long shades that need help tracking straight and for angled in or out windows.

IS A CRANK ARM NECESSARY FOR EVERY SHADE?

No, our motorized cable guide shades do not need a crank arm.

OUR COMPANY

Roll-A-Shade has been manufacturing, installing and servicing window shades for 35 years. Our superior reputation spans throughout the restaurant, convenience, financial, grocery, hospitality, retail and other industries.

SPECIALIZING IN COMMERCIAL ROLLER SHADES

MANUAL SHADES & MOTORIZED SHADES | INTERIOR & EXTERIOR

THREE-SIXTY

E X P E R I E N C E

Roll-A-Shade® products come with a three-sixty service guarantee. We are with you from the first measurement through the lifetime of your shade system as needed.



MEASURE

We conduct a field measure.



MANUFACTURE

We manufacture the shades.



INSTALL

We install the shades.



SERVICE

Plus, we service all of your shades, when necessary.



CONTACT

CANADIAN SALES & ENGINEERING

7240 Woodbine Ave. Suite 215
Markham, On. L3R 1A4
rollashade.ca
P 416.639.1365
F 416.639.1366



info